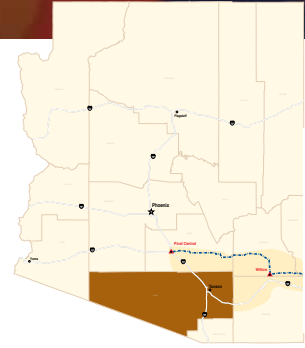


Pima County













The University of Arizona and New Mexico State University identified positive economic impacts within Pima County created by SunZia, including:

- 30 permanent jobs during operation
- Over \$1.5 million per year in wages and salaries during operation

Since 2007, one out of 10 jobs in Arizona no longer exists, and Pima County's unemployment rate was nine percent in 2010. Within Pima County, SunZia will create job opportunities through a proposed maintenance base, and through SunZia's ability to foster development of local renewable energy projects. The following table presents the estimated economic contributions associated with four types of potential renewable projects³ in Pima County.

ECONOMIC CONTRIBUTIONS³ AT A GLANCE

		 Solar PV 100MW	 Solar Thermal 160MW	 Wind 100MW	 Geothermal 50MW
DURING CONSTRUCTION	 Jobs ¹	1,630+	1,250+	590+	590+
	 Wages & Salaries	\$107.3 million	\$80.7 million	\$37.8 million	\$39.7 million
	 Local Tax Revenues	\$1.6 million	\$1.4 million	\$0.7 million	\$0.7 million
DURING OPERATION	 Jobs	15	34	11	30
	 Annual Wages & Salaries	\$1.0 million	\$1.9 million	\$0.7 million	\$1.9 million
	 Local Property Taxes ²	\$11.4 million	\$17.8 million	\$6 million	\$5.4 million

SunZia will enable delivery of Pima County's renewable resources.

Renewable energy projects enabled by SunZia could request interconnection to SunZia at any point.

As an example of the opportunity created by SunZia and based on the table on the reverse, if the County attracts the development of 400 MW of solar PV projects, then the following economic contributions could occur:

- **Over 6,520 jobs¹ during construction**
- **Nearly \$430 million in estimated wages and salaries (including benefits) during construction**
- **Over \$6 million in local tax revenues during construction**
- **60 jobs during operation**



SunZia will create job opportunities through a proposed maintenance base, and through SunZia's ability to foster development of local renewable energy projects.

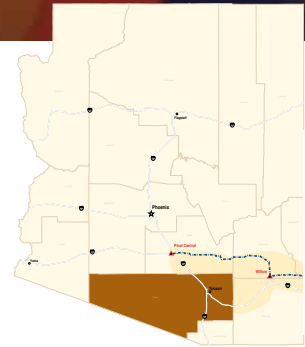
See the full **Economic Impact Assessment⁴** reports at www.SunZia.net

¹ Construction jobs are measured in man-years.

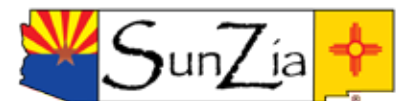
² Accumulated during construction and the first 5 years of operation.

³ Because the number, location and type of potential renewable generation projects are unknown, the economic impact analysis analyzed four specific example projects to estimate economic contributions.

⁴ The information presented herein is based on Scenario 2 and the route combination of Arizona Route A and New Mexico West Route (shown in the Economic Impact Assessment alignment map) within the Economic Impact Assessment report dated April 2011. Economic impact information pertaining to the potential energy generation projects is based on the Economic Impact Assessment Supplement dated April 2011.



“This is precisely the kind of project that must be built to make solar and other renewable energy sources more viable... It would provide critically needed transmission capacity through New Mexico and Arizona. I strongly support such enhanced transmission as an essential component of a comprehensive strategy to develop the abundant renewable energy resources of the Southwest.”
U.S. Rep. Gabrielle Giffords,
Arizona Range News, 2/10/10



Economic Impact Assessment prepared by



The University of Arizona
Tucson, Arizona



New Mexico
State University
Las Cruces, New Mexico